Ultimate Strike Zone Great Lakes Bay Classic
July 15-18, 2021 – Gate Passes

Below is information for gate passes for this weekend's tournament. Please note that admission is FREE for those who are 12 and under or 65 and over!

Type of Pass	Cost	Validity	Accepted Payment	When to Purchase	Verification
Day	$10/day	Any field on the date the pass is purchased	Cash in-person at the gate or via PayPal	MUST be purchased on the day the pass will be used – cannot be purchased in advance	Hand stamp
Weekend	$20	Any field for the entirety of the tourney		May be purchased at any time or in advance	Wristband

All gate passes are NON-REFUNDABLE. Refunds will not be issued for any reason, even if you are unable to attend the event.

For step-by-step instructions for paying via PayPal, please see below.

Ultimate Strike Zone Great Lakes Bay Classic
July 15-18, 2021 – Gate Passes

How to Purchase a Gate Pass via PayPal:

1. Open the camera app on your smartphone. 2. Scan the USZ QR Code by holding your camera up as if you are going to take a picture of the QR code. a. Please note that paying via PayPal QR code is the only acceptable non-cash method of payment.	PayPal Scan. Pay. Go.
3. A pop-up will display on your screen. Select it to open PayPal.	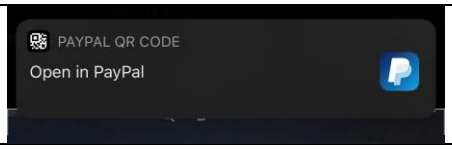
4. PayPal will open to a payment screen to display the USZ account. 5. Type in the payment amount a. Either $10 or $20 depending on your pass type 6. Type in a note a. Either: USZ Day Pass – (Day) or USZ Weekend Pass b. Reminder: Day passes <u>MUST</u> be purchased on the date they will be used 7. Click "Next."	
8. The payment selection will pop up. Select your desired payment method and click "Pay Now."	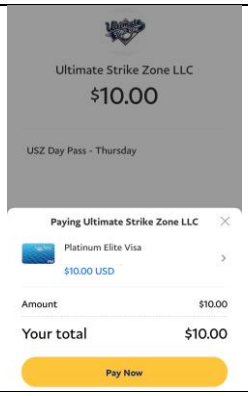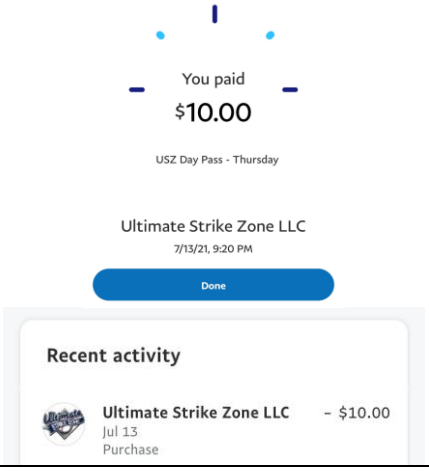
9. A completed payment notification will display on the screen. You may show this screen at the gate or navigate to your "recent activity" to display the paid receipt at the gate. 10. The USZ worker will verify the date you paid and the amount you paid and either stamp your hand (day pass) or give you a wristband (weekend pass).